



DWVA

Chilled Water

Double-Wall Air Handling Units

7,700-18,000 CFM 50Hz

TRANE
TECHNOLOGIES





Presenting the DWVA Series, the compact air handlers...

Easy and versatile installation	<ul style="list-style-type: none"> • Small footprint to save space • Fully factory packaged to quicken installation (filters, drives, motors)
Built to last	Attractive double-wall panel with baked polyester powder painted steel sheet on exterior wall and galvanized steel sheet on the inner surface.
Wide capacity range	Meets most application's needs with a range of 6,000-20,000 CFM covering 5 modules
Flexible fan arrangement	<ul style="list-style-type: none"> • DWVA offers added flexibility of fan arrangement for horizontal or vertical discharge. • Flush mounted to walls save expensive floorspace.

Unit Casing

The unit framework casing shall be constructed of 25 mm double-wall panels injected with polyurethane foam to provide a rigid, sturdy and easily cleaned enclosure. This double-wall construction keeps the insulation out of the air stream and contributes to improved indoor air quality.

The panels shall be constructed of baked polyester powder painted steel sheet on exterior wall and galvanized sheet on the inner surface that contacted with the air stream.

Footprint

To save building space all models shall be placed against wall with return air from the front and general service from the sides.

Cooling Coil

The cooling coil shall be internally grooved, seamless copper tubes mechanically expanded into aluminium corrugated fins for DWVA.

Coils shall be leak tested at 380 psig. The drain pan shall be fabricated of galvanized steel, insulated to prevent any condensation, and baked polyester powder paint to prevent corrosion.

Filters

1-inch, washable aluminium filter shall be provided with side loading filter for duct return.

Fan

Supply fans shall be double width double inlet forward curved centrifugal fans statically and dynamically balanced. The drive components shall include fixed pitch drives and multiple V-belts. The drive shall be factory run tested and balanced. The supply fan motor shall be totally enclosed fan cooled. Fan and motor bearings shall be permanently lubricated.

Optional Accessories:

AHU Starters

Unit mounted DOL fan motor starters are available as an optional feature.

Hi-static Motor

Optional factory mounted oversized fan motor for high external static pressure application.

Stainless Steel Drain Pan

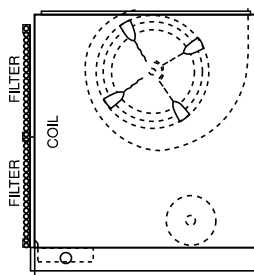
Stainless steel drain pan shall be available as an optional feature for DWVA.

DISCHARGE PLENUM & GRILLES

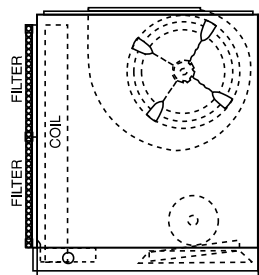
Discharge plenum shall be available for vertical free-blow discharge applications. It shall be constructed of galvanized steel, finished with baked polyester powder paint to match the unit casing. Grilles shall be satin finished aluminium and have double - Fan motor hp output will be specially selected to properly match with Free Blow application deflection adjustable louvers.

(This option is available for DWVA075&DWVA090 only)

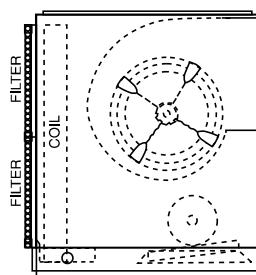
DWVA-Flexible Fan Arrangement



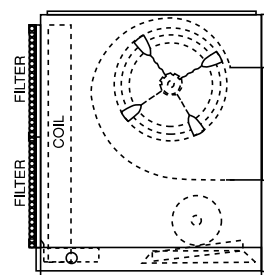
Arrangement 1



Arrangement 2



Arrangement 3



Arrangement 4


Features and Benefits

Features	Benefits
<ul style="list-style-type: none"> • Compact Air Handler 	<ul style="list-style-type: none"> • Small equipment room space requirements. • Greater flexibility in positioning the unit. • More usable (rental/leasing) space.
<ul style="list-style-type: none"> • Corrugated Fin Cooling Coil • Blue Fin Cooling Coil (Optional) 	<ul style="list-style-type: none"> • Higher heat transfer efficiency. • To further enhance protection against moisture carry-over and corrosion.
<ul style="list-style-type: none"> • Broad filter selection 	<ul style="list-style-type: none"> • DWVA075-180 provided with 1 inch with side loading filter for ducted return. • Broad filter selection for application flexibility and improved indoor air quality.
<ul style="list-style-type: none"> • Powder paint in attractive color • Baked polyester powder paint is applied on treated galvanized steel. 	<ul style="list-style-type: none"> • Uniform coverage-no liquid runs. • Highly corrosion resistant gloss finish.
<ul style="list-style-type: none"> • Hi-static motors and drives from factory (Optional) 	<ul style="list-style-type: none"> • Eliminates need for field modification. • Assures proper airflow. • Increased application flexibility.
<ul style="list-style-type: none"> • High CFM/Ton 	<ul style="list-style-type: none"> • Better comfort, better air quality.
<ul style="list-style-type: none"> • Permanently lubricated ball bearings 	<ul style="list-style-type: none"> • Longer lasting. • No maintenance.



เทรน (ประเทศไทย)

เลขที่ 1126/2 ชั้น 30-31 อาคารวานิช 2 ถ.เพชรบุรีตัดใหม่ แขวงมักกะสัน เขตราชเทวี กรุงเทพฯ 10400

☎ 0-2761-1111

©2020 Trane. All Rights Reserved.
DWVA-SLB001-E4 May 28, 2020



Product Specifications

Indoor Unit		DWVA075	DWVA090	DWVA120	DWVA150	DWVA180
Model						
Electrical Data	Power Supply	380 - 415/3/50				
Performance Data	Nominal Airflow	7,760	9,240	12,120	15,130	18,080
	Standard Cooling Capacity	238	280	380	570	660
Cooling Coil						
Standard Coil	Tube and Header Material	Copper				
	Row	3	3	3	4	4
	Fin per Inche	12	12	12	12	12
	Water Flow Rate	47.5	56.0	76.0	113.8	131.9
	Water Pressure Drop	9.3	9.1	15.8	8.1	8.9
	Water inlet/outlet Connection	1-1/2	1-1/2	1-1/2	2.0	2.0
	Drain Connection Size	1	1	1	1	1
Fan and Motor						
Fan	Type	Centrifugal FC				
	Fixed Drive Type	Belt and Pulley				
	Quantity	1	1	2	2	2
	Maximum Airflow	8,900	10,600	13,800	18,310	21,800
	Minimum Airflow	5,900	7,000	9,100	12,060	14,400
Motor	Type	TEFC				
	Quantity	1	1	1	1	1
	Motor Output HP	5.5	7.5	7.5	10.0	15.0
	Number of Speed	7.5/10.0	10.0/15.0	10.0/15.0	15.0/20.0	20.0
	RLA	1	12.0	12.0	15.2	22.0
Unit Dimension and Weight						
Dimension	Crated (H x W x D)	1,542x2,128x1,350	1,695x2,128x1,350	1,830x2,408x1,350	1,963x2,916x1,585	2,082x2,916x1,585
	Uncrated - Net (H x W x D)	1,242x1,828x1,050	1,395x1,828x1,050	1,530x2,108x1,050	1,663x2,616x1,285	1,782x2,616x1,285
	Crated	440	520	600	840	920
Weight	Crated - Net	400	470	540	760	830

Note: 1. Cooling capacity is rated at 80 °FWD at nominal airflow listed, entering water temperature at 45 °F and water temperature rise of 10°F.
2. Product design and specification are subjected to change without notice.